

ROOM DATA SURVEY

Always A Pioneer, Always Ahead



UTeM

UNIVERSITI TEKNIKAL MALAYSIA MELAKA

PEJABAT KETUA PEGAWAI MAKLUMAT (CIO) / PUSAT PERKHIDMATAN
PENGETAHUAN DAN KOMUNIKASI (PPPK), (ARAS BAWAH), UTeM

Prepared by:

JK Pengurusan Tenaga, Pejabat Ketua Pegawai Maklumat

ROOM DATA SURVEY

PEJABAT KETUA PEGAWAI MAKLUMAT (CIO) / PUSAT PERKHIDMATAN PENGETAHUAN DAN KOMUNIKASI (PPPK)

Disediakan oleh:

(ROSZAIMAH BINTI WAHID – 17 OGOS 2022)

Disahkan oleh:

(PROFESOR DR. MOHD KHANAPI BIN ABD. GHANI – 17 OGOS 2022)

INTRODUCTION

- The RDS Audit Team was carried-out the measurements for each floor to check the comforts level of the **CIO's Office/ PPPK (ARAS BAWAH)'s** buildings.
- The summary of temperatures, relative humidity, carbon dioxide, and luminance level are illustrated as follows.

Room Temperature

The findings for the temperature room data survey for CIO's Office (ARAS BAWAH) are shown in Figure 1-2 and Table 1

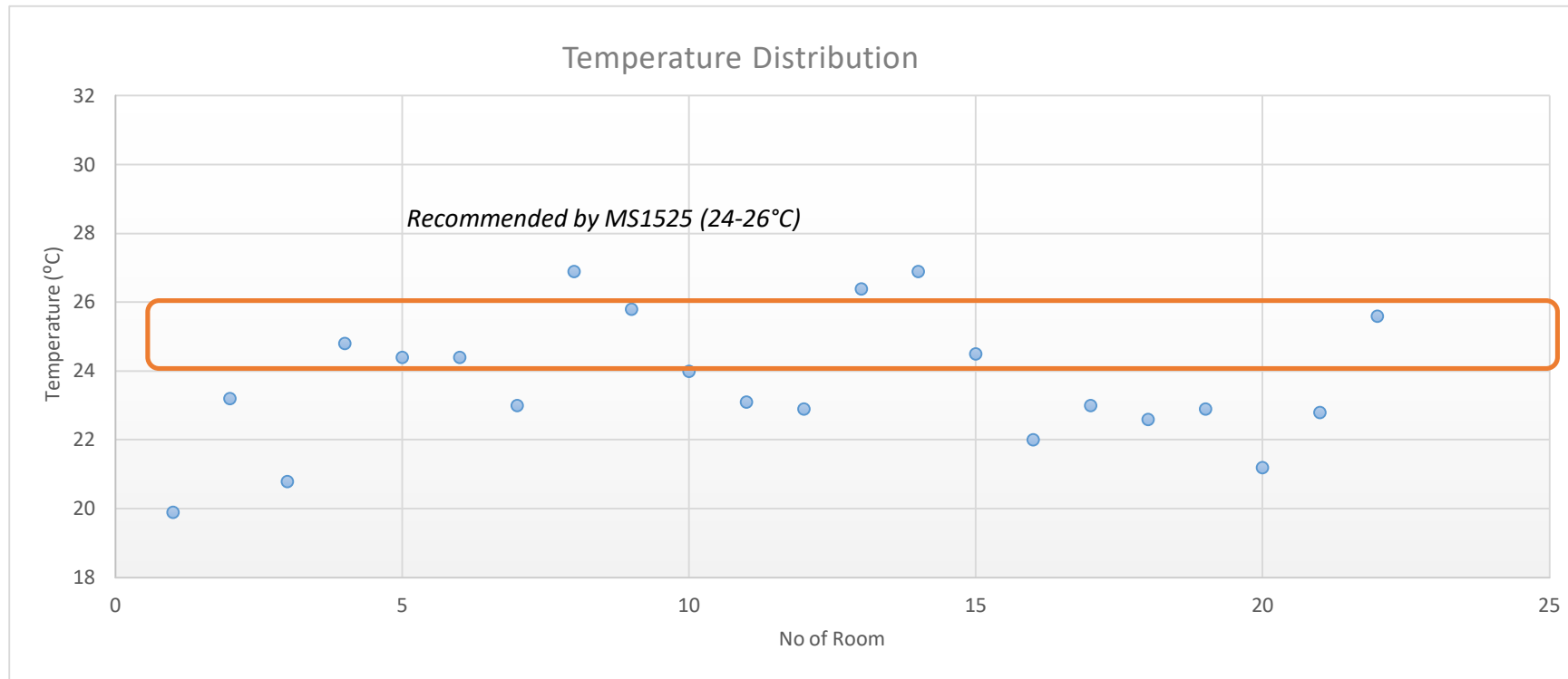


Figure 1: Room temperature survey at CIO's Office (ARAS BAWAH)

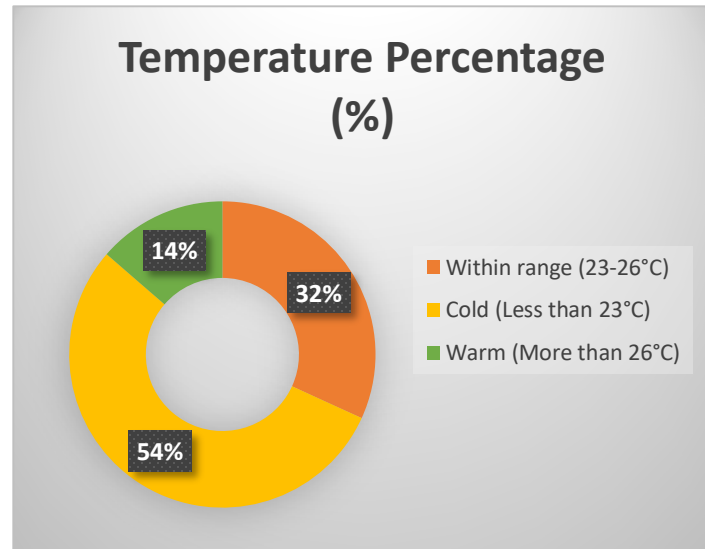


Figure 2: Summary in percentage for room temperature survey at CIO's Office (ARAS BAWAH)

Category	No of Room	Percentage
Within range (23-26°C)	7	32%
Cold (Less than 23°C)	12	55%
Warm (More than 26°C)	3	14%
Total	22	100%

Table 1: Summary of room temperature survey at CIO's Office (ARAS BAWAH)

The findings from room temperature survey are summarized as follows:

- i. 7 @ 32% rooms are within the recommended level (MS1525);
- ii. 12 @ 55% rooms are cold level;
- iii. 3 @ 14% room are warm level

The findings for the relative humidity room data survey for CIO's Office (ARAS BAWAH) are shown in Figure 3-4 and Table 2

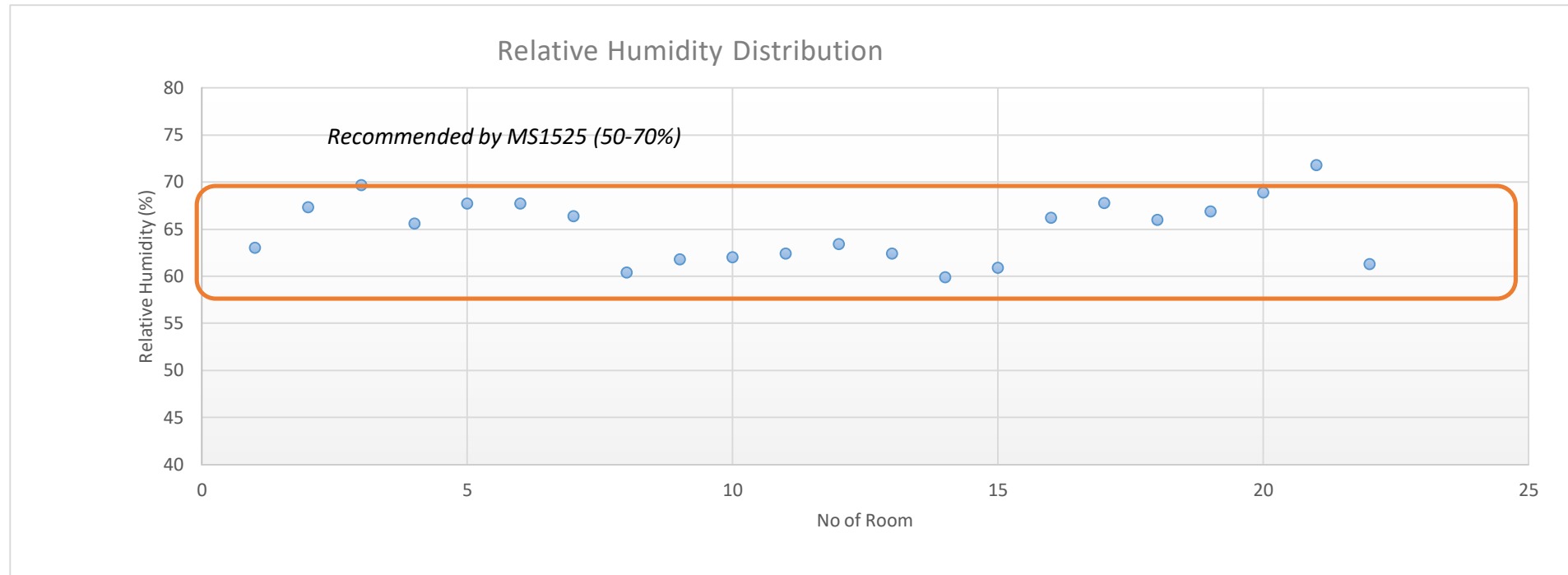


Figure 3: Room relative humidity survey at CIO's Office (ARAS BAWAH)

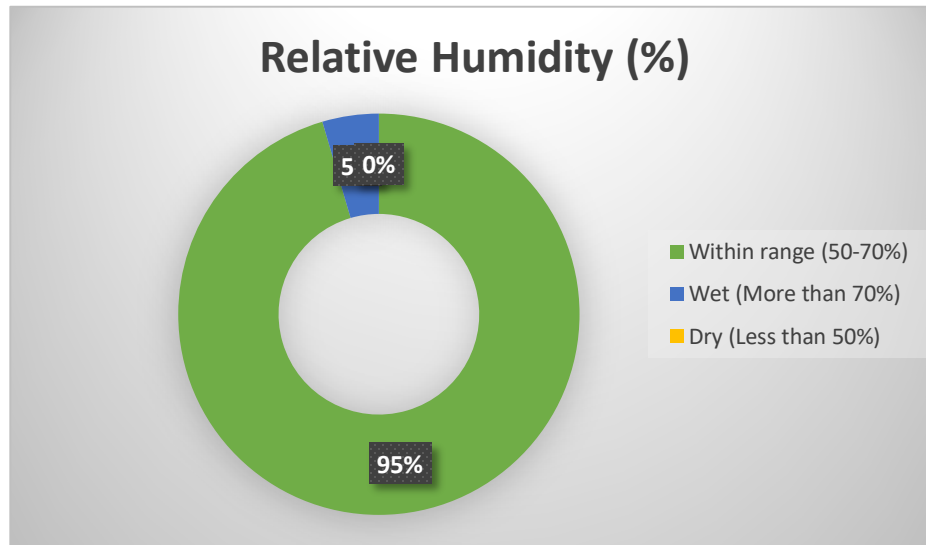


Figure 4: Summary in percentage for room relative humidity survey at CIO's Office (ARAS BAWAH)

Category	No of Room	Percentage
Within range (50-70%)	21	95%
Wet (More than 70%)	1	5%
Dry (Less than 50%)	0	0%
Total	22	100%

Table 2: Summary of room relative humidity survey at CIO's Office (ARAS BAWAH)

The findings from room relative humidity survey are summarized as follows:

- i. 21 @ 95% rooms are within the recommended category (MS1525);
- ii. 1 @ 5% rooms are wet level;
- iii. 0 @ 0% rooms are dry levels

Room Carbon Dioxide

The findings for the carbon dioxide room data survey for CIO's Office (ARAS BAWAH) are shown in Figure 5-6 and Table 3

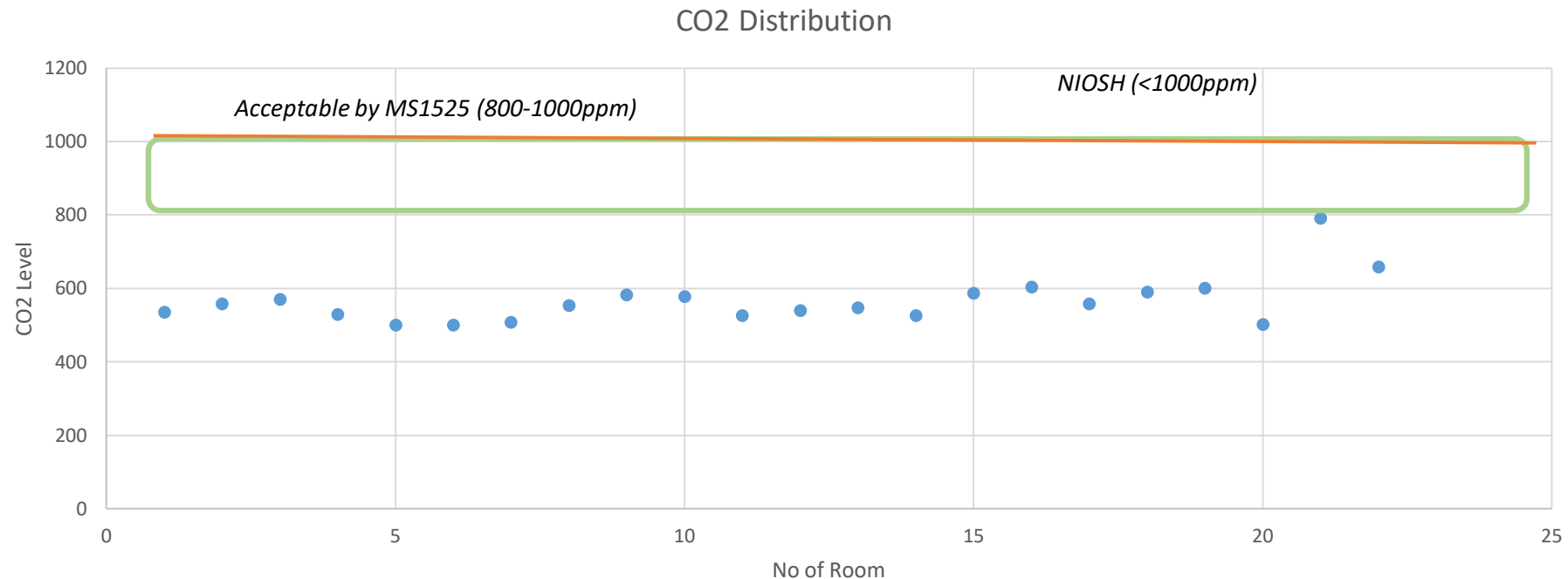


Figure 5: Room carbon dioxide survey at CIO's Office (ARAS BAWAH)

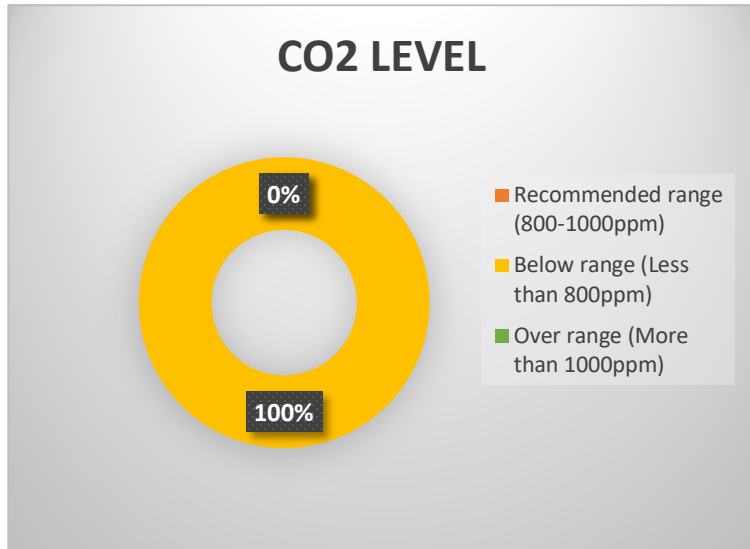


Figure 6: Summary in percentage for room carbon dioxide survey at CIO’s Office (ARAS BAWAH)

Category	No of Room	Percentage
Recommended range (800-1000ppm)	0	0%
Below range (Less than 800ppm)	22	100%
Over range (More than 1000ppm)	0	0%
Total	22	100%

Table 3: Summary of room carbon dioxide survey at CIO’s Office (ARAS BAWAH)

The findings from room carbon dioxide survey are summarized as follows:

- i. 0 @ 0% rooms are within the recommended value category (MS1525);
- ii. 22 @ 100% rooms are below range;
- iii. 0 @ 0% rooms are over recommended category;

The findings for the luminance room data survey for CIO’s Office (ARAS BAWAH) are shown in Figure 7-8 and Table 4

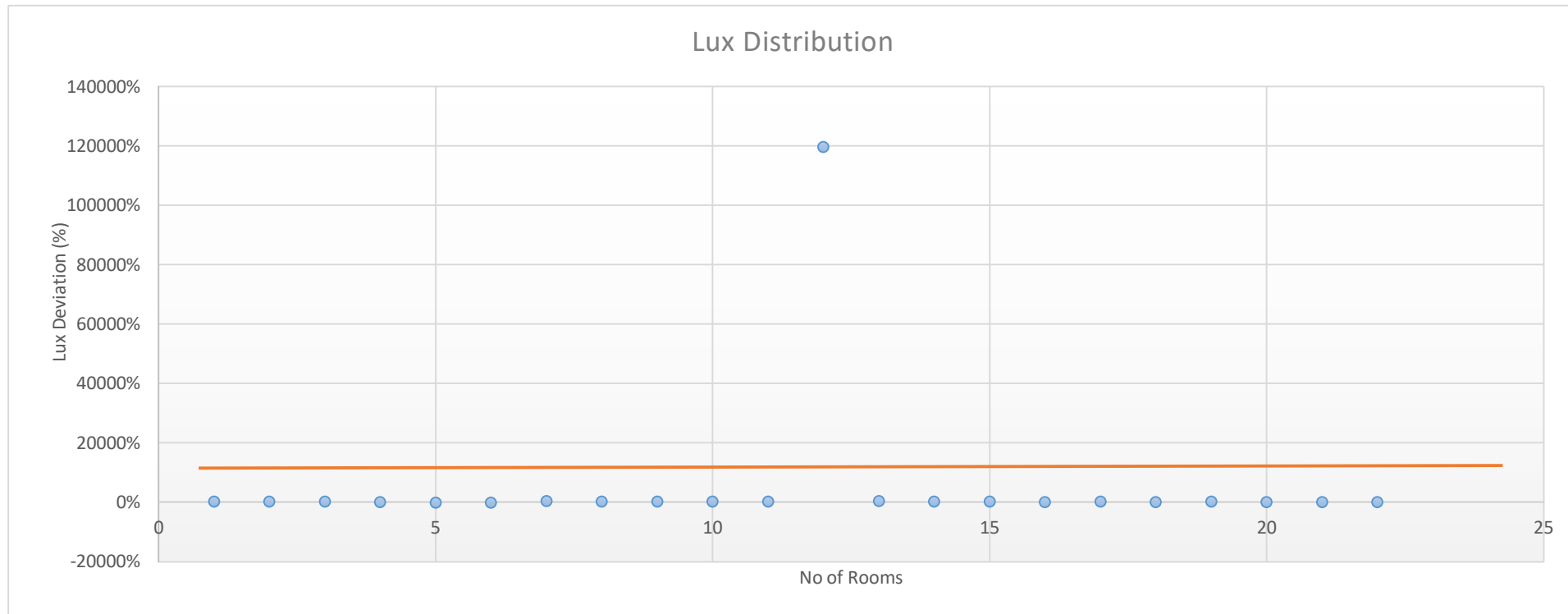


Figure 7: Room luminance survey at CIO’s Office (ARAS BAWAH))

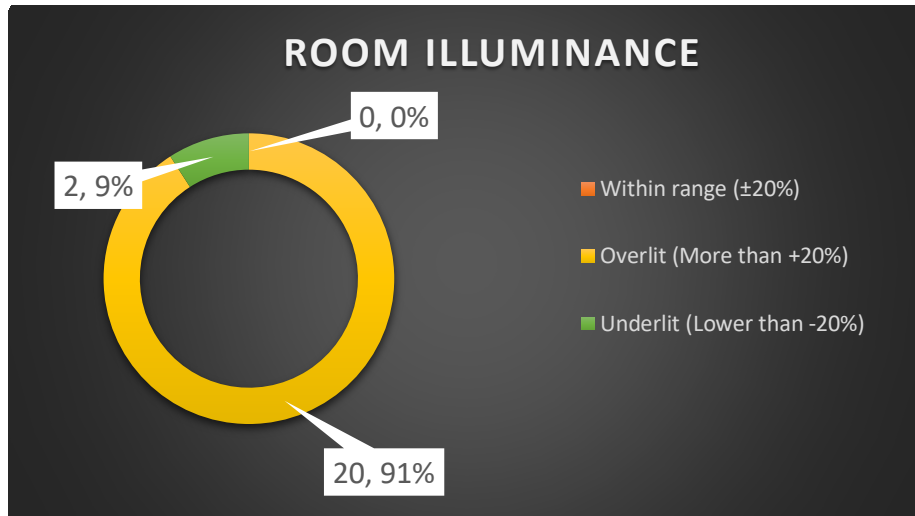


Figure 8: Summary in percentage for room luminance survey at CIO's Office (ARAS BAWAH)

Category	No of Room	Percentage
Within range ($\pm 20\%$)	0	0%
Overlit (More than +20%)	20	91%
Underlit (Lower than -20%)	2	9%
Total	22	100%

Table 4: Summary of room luminance survey at CIO's Office (ARAS BAWAH)


The findings from the room luminance survey are summarized as follows:

- i. 0 @ 0% rooms are within the recommended range category (MS1525);
- ii. 20 @ 91% rooms are over range category.
- iii. 2 @ 9% rooms are under range category.

ROOM DATA COLLECTION: Temperature, Relative Humidity, Luminance, and CO2 Analysis

NO	BILIK	AREA m ²	ILLUMINANCE				TEMP	RH	CO ²	LAMPU			PERALATAN LAIN			REMARK
			P1	P2	P3	JUMLAH				QTY OK	KUASA (WATT)	BIL	NAMA ALAT	KUASA (WATT)	BIL	
1	PEJABAT KESELAMATAN	467.10	990	982	735	902.33	19.9	63	535	OK	28	224	PC	300	1	
2	RUANG JURUTEKNIK KOMPUTER	370.02	920	934	1112	988.67	23.2	67.3	558	OK	28	192	MESIN FOTOSTAT	686	1	
													PC	300	34	
													PRINTER	50	1	
													MESIN FOTOSTAT	686	1	
													COWAY	660	2	
3	BILIK NERACA	193.80	680	1320	1171	1057.00	20.8	69.7	569	OK	28	80	PC	300	12	
													KIPAS	55	4	
													PRINTER	50	1	
BAHAGIAN RANGKAIAN & SOKONGAN SISTEM													BAHAGIA KESELAMATAN ICT & DATA CENTRE			
4	RUANG UTAMA	60.16	378	350	386	371.33	24.8	65.6	528	OK	28	16				LAMPU: 4ROSAK 14WATT & 28WATT
5	WALKWAY KANAN	33.07	147	50	204	134.00	24.4	67.7	499	OK	14	14				2 LAMPU ROSAK
6	WALKWAY KIRI	33.07	99	138	105	114.00	24.4	67.7	499	OK	14	14				2 LAMPU ROSAK
7	PEGAWAI TEKNOLOGI MAKLUMAT 1	10.78	977	1097	816	963.33	23.0	66.4	507	OK	28	4	PC	300	1	
8	PEGAWAI TEKNOLOGI MAKLUMAT 2	10.78	985	823	904	904.00	26.9	60.4	553	OK	28	3	PC	300	1	1 LAMPU ROSAK
9	PEGAWAI TEKNOLOGI MAKLUMAT 3	10.78	696	978	1470	1048.00	25.8	61.8	581	OK	28	4	PC	300	2	
10	PEGAWAI TEKNOLOGI MAKLUMAT 4	10.78	849	789	1030	889.33	24.0	62.0	577	OK	28	4	SECONDARY MONITOR		1	
													PC	300	1	
11	PEGAWAI TEKNOLOGI MAKLUMAT 5	10.78	776	968	845	863.00	23.1	62.4	526	OK	28	4	PC	300	1	
12	PEGAWAI TEKNOLOGI MAKLUMAT 6	10.78	989	889	1076	984.67	22.9	63.4	539	OK	28	4	PC	300	1	
13	BILIK OPERATOR	31.03	1705	1845	478	1342.67	26.4	62.4	547	OK	28	16	PC	300	1	
14	PEGAWAI TEKNOLOGI MAKLUMAT KANAN 1	11.00	1048	968	759	925.00	26.9	59.9	525	OK	28	4	PC	300	1	
15	PEGAWAI TEKNOLOGI MAKLUMAT 7	10.78	1060	1598	566	1074.67	24.5	60.9	586	OK	28	4	PC	300	1	
16	BILIK TIMBALAN PENGARAH	11.69	408	457	328	397.67	22.0	66.2	603	OK	28	4	PC	300	1	
17	PENOLONG PEGAWAI TEKNOLOGI MAKLUMAT	11.69	410	445	315	390.00	23.0	67.8	557	OK	28	4	PC	300	2	
18	PEGAWAI TEKNOLOGI MAKLUMAT KANAN 2	11.69	398	420	458	425.33	22.6	66.0	589	OK	28	4	PC	300	1	
19	PEGAWAI TEKNOLOGI MAKLUMAT KANAN 3	11.69	365	398	479	414.00	22.9	66.9	600	OK	28	4	PC	300	1	
20	BILIK PERBINCANGAN	23.46	625	1038	368	677.00	21.2	68.9	501	OK	28	11	TV	138	1	1 LAMPU ROSAK
21	BILIK PEMANTAUAN CCTV	10.54	365	459	259	361.00	22.8	71.8	790	OK	28	4	PC	300	1	
													TV	500	8	
													AC	1118.55	2	
													MONITOR	65-250	4	
24	BAHAGIAN WEB & MULTIMEDIA	81.76	348	776	456	526.67	25.6	61.3	658	OK	28	4	PC	300	5	
													FLASH LIGHT	22	2	

Thank You



www.utem.edu.my